


# Debunking Academic Probation

---

Who is Affected and How  
Do We Help?

Lindsey Frechette






# Objectives

**01:** Explore the stigma associated with academic probation

**02:** Gain insights into how students may end up on academic probation


**03:** Learn how SOS Peer Mentoring helps students on academic probation

# Academic Probation



# **Defining academic probation**

A student whose cumulative GPA is below 2.0 is placed on academic probation.



# Mentee Perspective




“It means that I failed to do well academically last semester and I have a chance to raise my grade before being suspended.”

“It is a wake up call to get focused on my education.”

“Supervision for the upcoming semester”

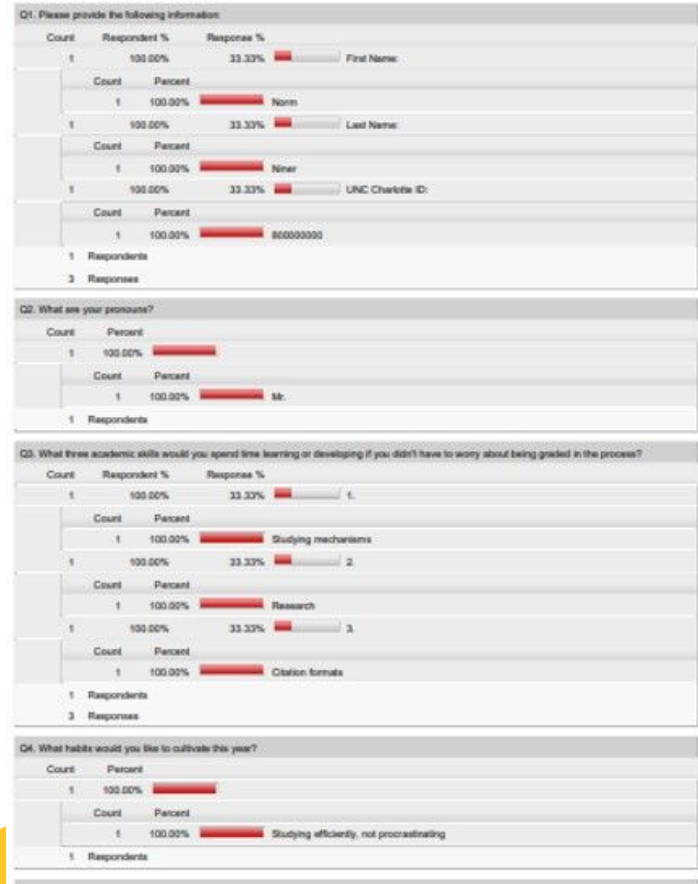
“I think it means that I did not get the right GPA, and I have to now be on my best behavior and find the right skill set to help me become a better student.”

# **How do students get on academic probation?**



## 49er Rebound Initial Assessment 2023-2024

Status: Active  
Data Created: 7/20/2023 3:45:35 PM  
Build Date: 7/20/2023 3:45:35 PM  
Active Date Range: 8/1/2023 12:00:00 AM - 12/28/2024 11:59:00 PM

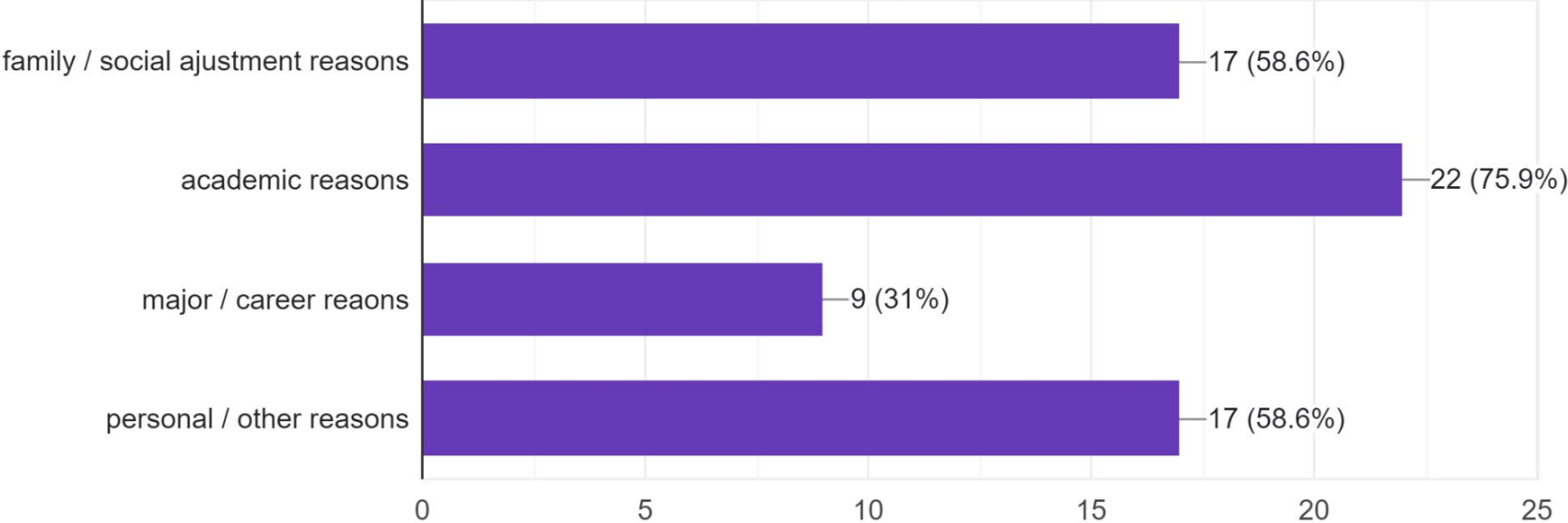


# Initial Assessment (IA)

- Self assessment that mentees fill out before meeting with peer mentors
- Gauges how well they think they did in different academic aspects
- Helps mentors understand mentee mindset before starting the program

Based off of the students IA, what are the overarching reasons they are on academic probation? Use IA to determine what falls into each category :)

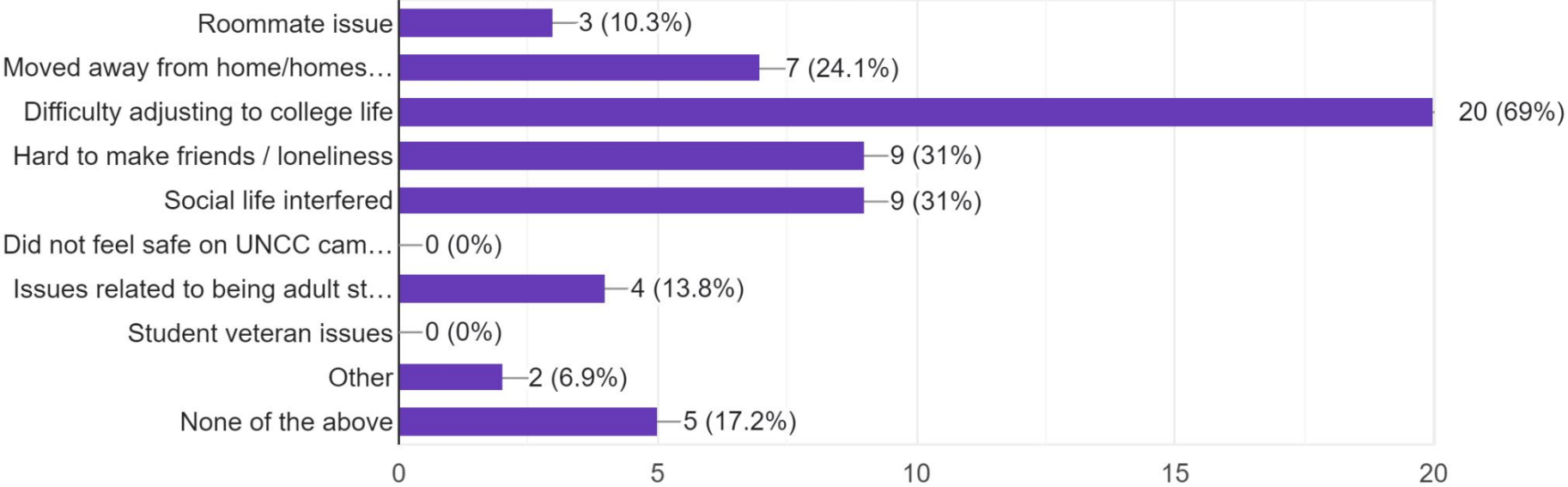
29 responses





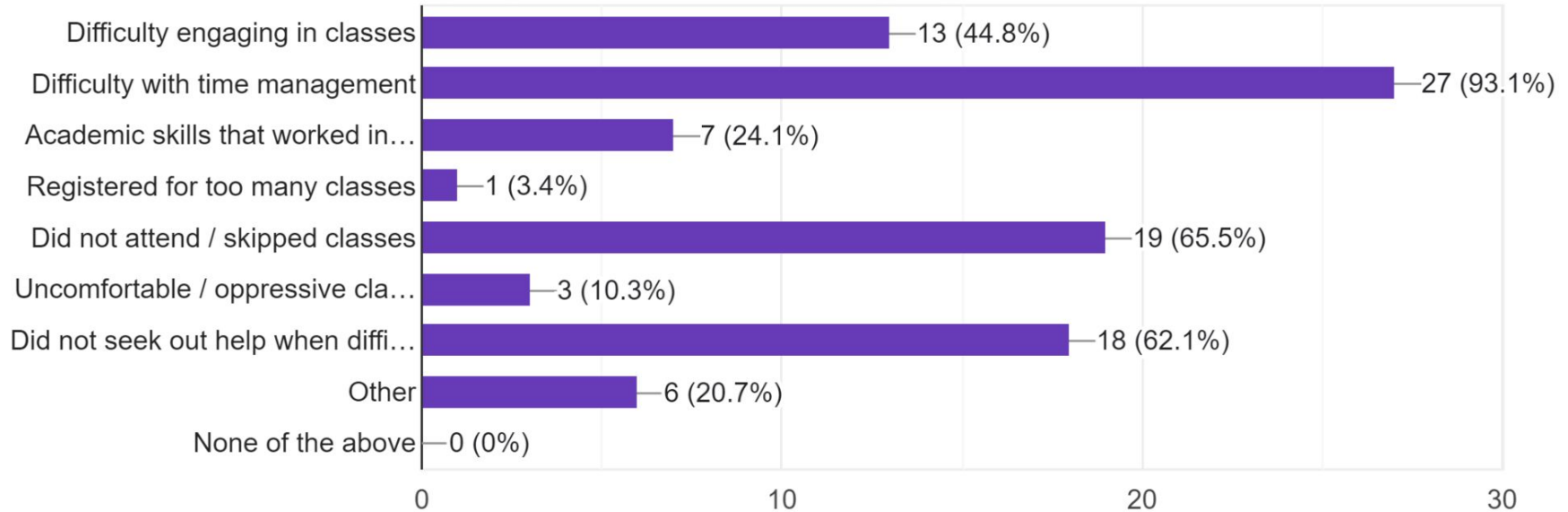
# Use the IA to determine: What family/social reasons affected performance and contributed to academic challenges?

29 responses



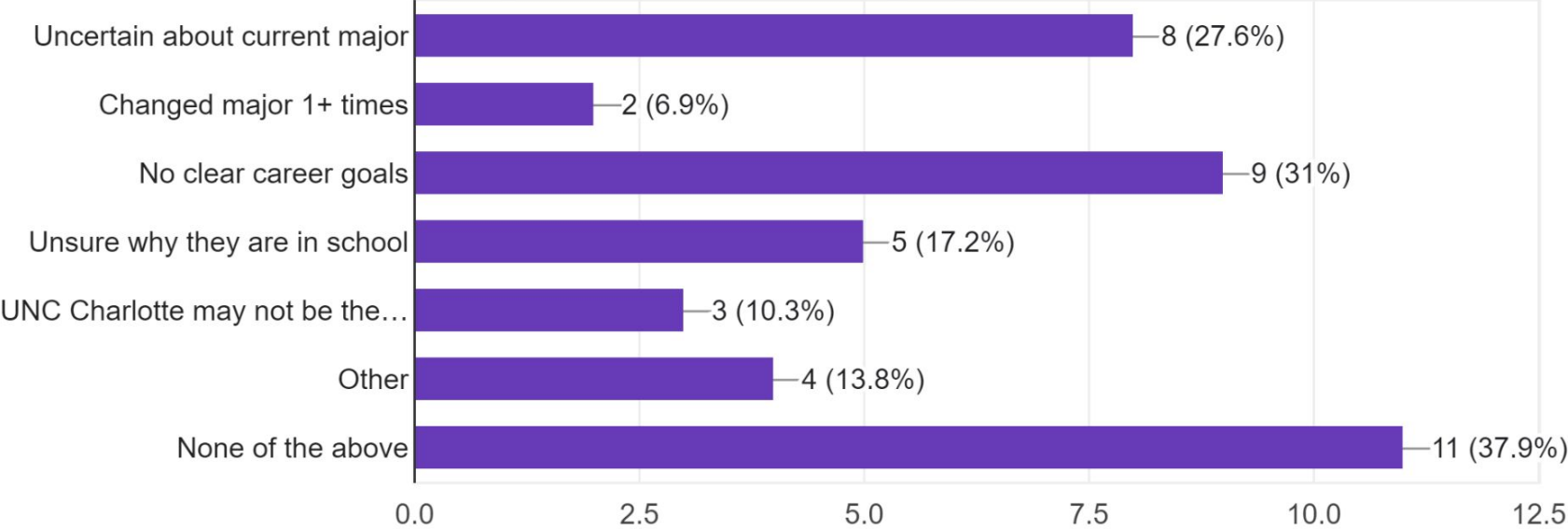
## Use the IA to determine: What academic reasons affected performance and contributed to academic challenges?

29 responses



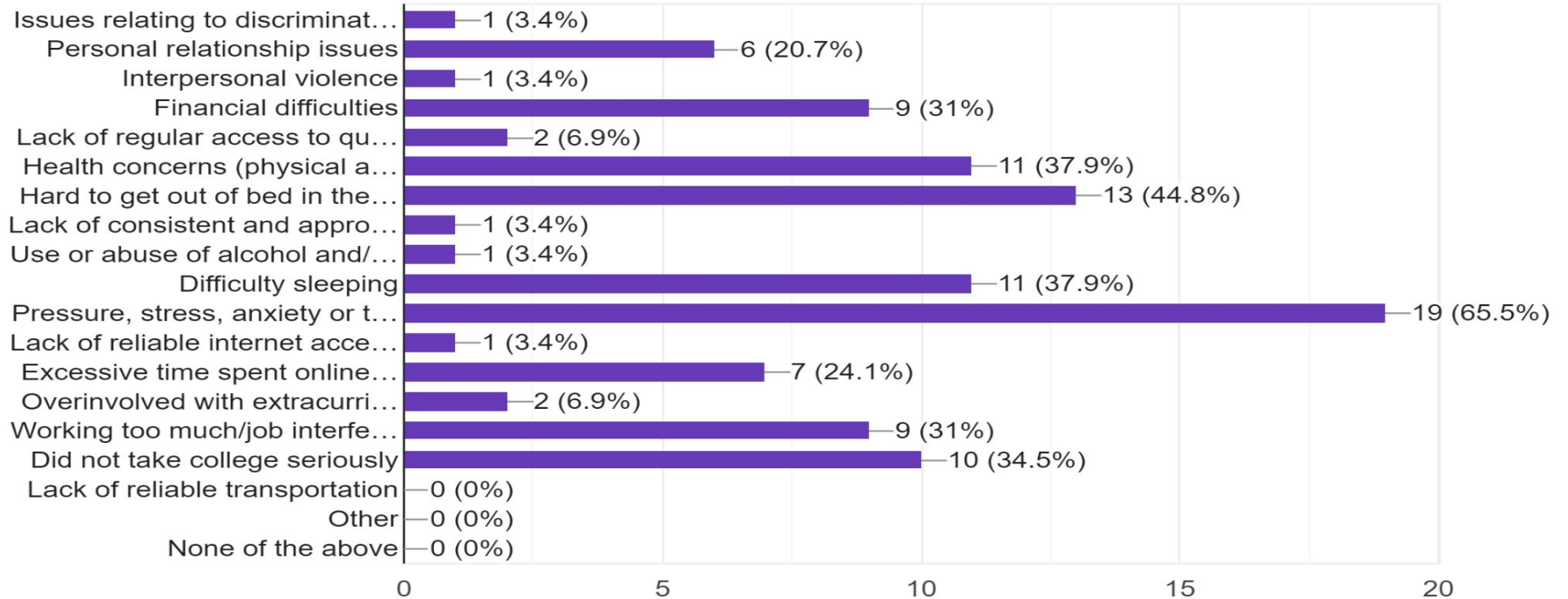
# Use the IA to determine: What major/career reasons affected performance and contributed to academic challenges?

29 responses



## Use the IA to determine: What personal/other reasons affected performance and contributed to academic challenges?

29 responses



The slide features a white background with decorative elements: a large blue circle in the top-left corner, a smaller yellow circle below it, and another large blue circle in the top-right corner. The title "First Semester Struggles" is centered in a bold, black, sans-serif font.

# First Semester Struggles


- Time management
- Strategies that worked in high school or community colleges don't work as well anymore
- Anxiety, tension, stress and not knowing how to cope
- Difficulty adjusting to college life / campus life

The slide features a white background with decorative elements: a large blue circle in the top-left corner, a smaller yellow circle below it, and another large blue circle in the top-right corner. A partial blue circle is also visible in the bottom-left corner.

# Main Takeaway

- Students on academic probation have complex backgrounds
- Being on academic probation does not mean that students are stupid, lazy, or failures
- Understanding struggles of students can reduce stigma and negative connotations around academic probation
- Creating a safe environment for students to share without judgement is crucial for a successful partnership between mentors and mentees

# SOS Peer Mentoring



# Target Population

- Freshman / first year students
- Transfer students






# Program Goals

---

- Get semester GPA above 2.3
- Get cumulative GPA above 2.0
- 10 meeting minimum





# Roadmap to Success

- Consists of six different checkpoints
  - Allows for mentors to analyze past habits and behaviors
  - Educates mentees on how to set goals with clear expectations and plan ahead around potential obstacles
  - Creates checkpoints for mentors and mentees to revisit goals and adjust as needed

# Top Resources

---



**Time Management**



**Study Skills**



**Reducing  
Procrastination**

# SOS Resource Drawer

[Student Resource Guide \(Spring '24\)](#) ↓

[GPA Calculation with Examples \(SP '24\)](#) ↓

[Niner Needs Resources](#) ↓

[Student Legal Services](#) ↓

[Veteran Services Office Overview](#) ↓

[Certificate of Eligibility: How To - Veteran Services](#) ↓

<b>1</b> COMMUNICATION	READING STRATEGIES <b>6</b>
GOAL SETTING <b>2</b>	<b>7</b> SELF-CARE
<b>3</b> GROUP WORK	STUDY SKILLS <b>8</b>
GROWTH MINDSET <b>4</b>	<b>9</b> TESTING STRATEGIES
<b>5</b> MOTIVATION	TIME MANAGEMENT <b>10</b>

[Home](#)

[Tutor.com](#)

[Announcements](#)

[People](#)

[Modules](#)

[Media Gallery](#)

[Academic Support](#)

[Class Notebook](#)

[Q & A](#)

[School of Professional Studies](#)

[PollEverywhere](#)

[Niner Needs](#)

[Library Resources](#)

[Purchase Course Materials](#)

[Course Materials](#)

[Kritik-USA](#)

[Stukent](#)

[Zoom](#)



**Does SOS  
Help?**

# Spring 2023- Semester GPA Information

Semester GPA Information	Completed Program n=101	Participated / Did not Complete program n=14
Average last term GPA	1.25	0.71
Average Spring semester GPA	2.57	1.30
Change in average term GPA	<b>+ 1.32</b>	<b>+ 0.28</b>
Number of participants with term GPA improvement	92 (91%)	8 (57%)

# Spring 2023- Cumulative GPA Information

Cumulative GPA Information	Completed Program n=101	Participated / Did not Complete program n=14
Average previous cumulative GPA	1.28	1.10
Average Spring 2023 cumulative GPA	2.08	1.25
Change in average cumulative GPA	<b>+ 0.80</b>	<b>+ 0.23</b>
Number of participants with cumulative GPA improvement	93 (92%)	8 (57%)

# Spring 2023- Academic Standing Information

<b>Academic standing at conclusion of Spring 2023</b>	<b>Completed program n=101</b>	<b>Participated / did not complete program n=14</b>
Good academic standing	65 (64%)	5 (36%)
Continued probation	9 (9%)	1 (7%)
Probation	0 (0%)	0 (0%)
Suspended/Reinstated	7 (7%)	0 (0%)
Total eligible to return	81 (80%)	6 (43%)
Total suspended, not eligible to return	21 (21%)	8 (57%)



# Fall 2023- Semester GPA Information

Semester GPA Information	Completed Program n=67	Participated / Did not Complete program n=6
Average last term GPA	1.37	1.33
Average Spring semester GPA	2.63	1.32
Change in average term GPA	<b>+ 1.45</b>	<b>-0.01</b>
Number of participants with term GPA improvement	60 (90%)	2 (33%)

# Fall 2023- Cumulative GPA Information

Cumulative GPA Information	Completed Program n=67	Participated / Did not Complete program n=6
Average previous cumulative GPA	1.42	1.39
Average Spring 2023 cumulative GPA	2.14	1.63
Change in average cumulative GPA	<b>+ 0.65</b>	<b>+ 0.24</b>
Number of participants with cumulative GPA improvement	60 (90%)	2 (33%)

# Fall 2023- Academic Standing Information

<b>Academic standing at conclusion of Spring 2023</b>	<b>Completed program n=67</b>	<b>Participated / did not complete program n=6</b>
Good academic standing	44 (66%)	2 (33%)
Continued probation	7 (10%)	0 (0%)
Probation	1 (1%)	0 (0%)
Suspended/Reinstated	0 (0%)	0 (0%)
Total eligible to return	52 (78%)	2 (33%)
Total suspended, not eligible to return	15 (22%)	4 (67%)

# Main Takeaways

- SOS Peer Mentoring allows students to get another chance before being suspended from school.
- Mentees expand on their academic skills and learn what works best for them.
- Students who finish the program have a higher chance of getting off of academic probation than those who do not complete the program.



# Thanks!

---

Questions?

CREDITS: This presentation template was created by **Slidesgo**, including icons by **Flaticon**, infographics & images by **Freepik** and illustrations by **Stories**

